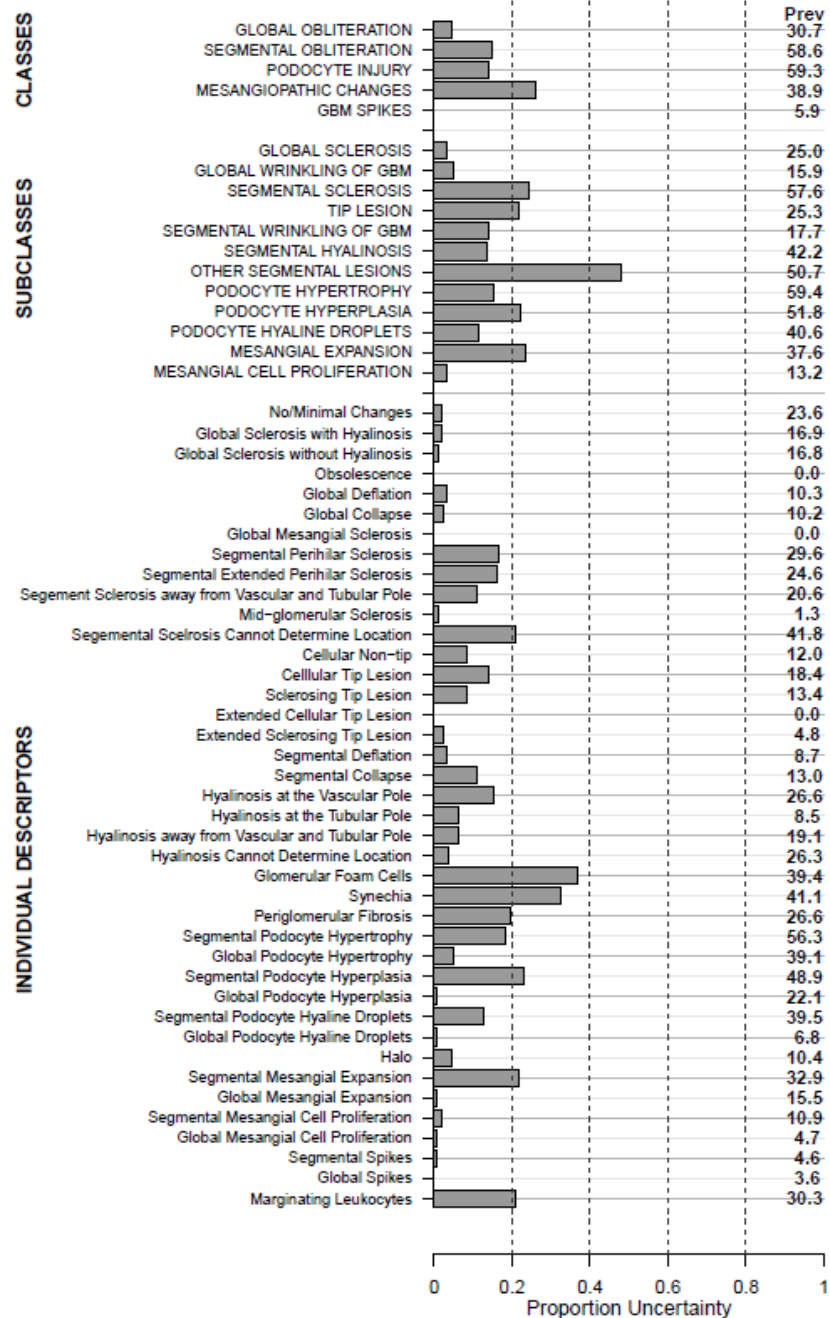



Supplemental Digital Content (containing 4 figures)

The Supplemental Digital Content was not copyedited by *Archives of Pathology & Laboratory Medicine*.

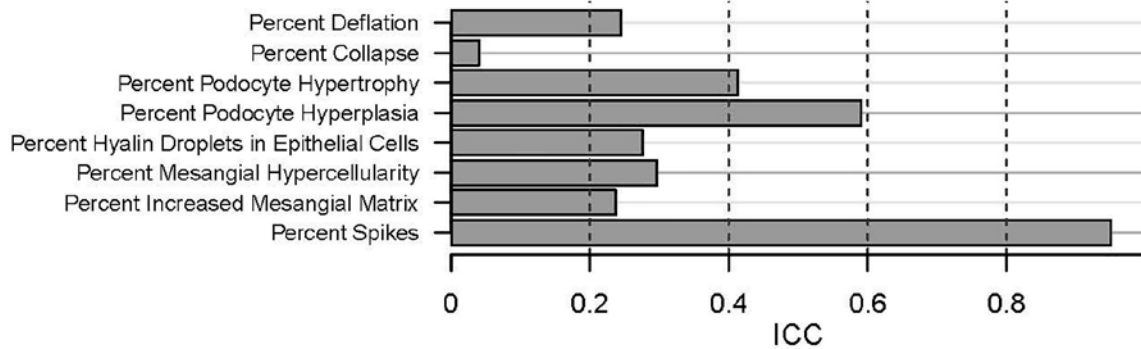
Supplemental Figure 1: Proportion of glomeruli rated with some uncertainty ("probably not," "maybe," or "probably yes") for each class, subclass, and individual descriptor from the first modification of the NEPTUNE Digital Pathology Scoring System (NDPSS1). Any class, subclass, or individual descriptor scored as 0.25, 0.50, or 0.75 by either pathologist was considered to have some uncertainty. Prevalence (Prev) of each descriptor (using a cut-off of 0.50-1 to indicate presence) is also listed to aid interpretation. GBM: glomerular basement membrane.



Supplemental Figure 2: Inter-rater agreement on descriptors from the first modification of the NEPTUNE Digital Pathology Scoring System (NDPSS1) as estimated by the intraclass correlation coefficient (ICC) for ordinal (probabilities of presence) and all dichotomized versions of classes, subclasses, and individual descriptors. Prevalence (Prev) of each descriptor is also listed to aid interpretation. GBM: glomerular basement membrane.



Supplemental Figure 3: Inter-rater agreement on subclasses of descriptors from the first modification of the NEPTUNE Digital Pathology Scoring System (NDPSS1) scored as a percentage of the glomerulus involved by any of the component descriptors (see Table 1).



Supplemental Figure 4: Inter-rater agreement on subclasses of descriptors from the second modification of the NEPTUNE Digital Pathology Scoring System (NDPSS2) scored as the percentage of the glomerulus involved by any of the component descriptors (see Table 1). GBM: glomerular basement membrane.

