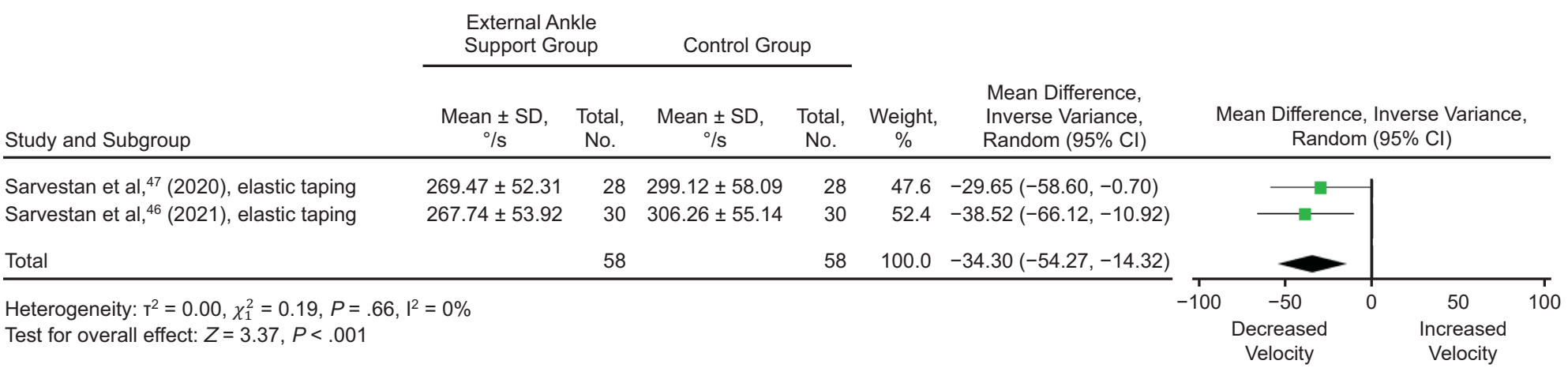
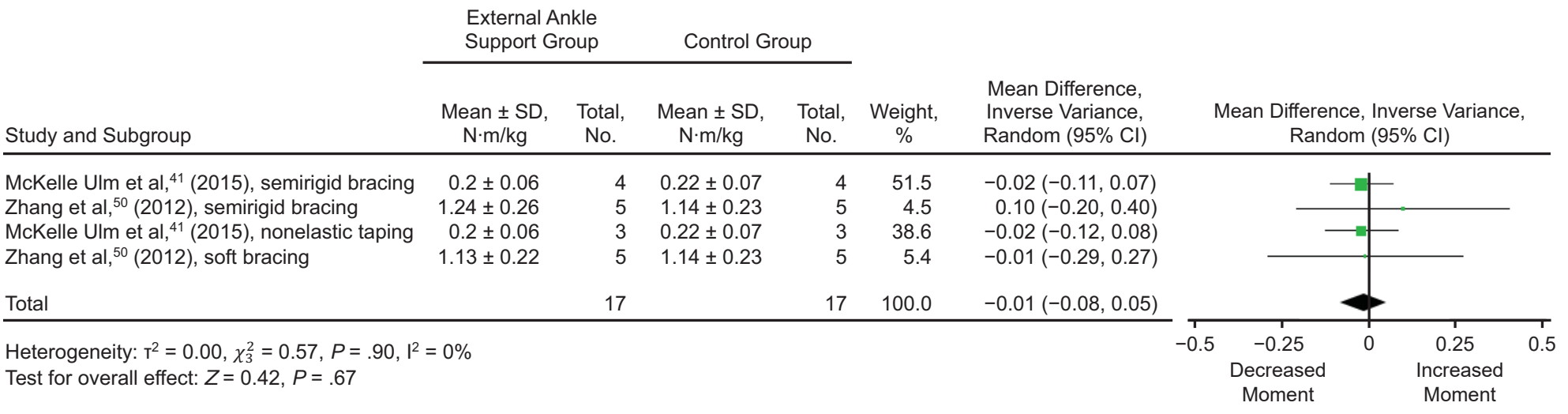


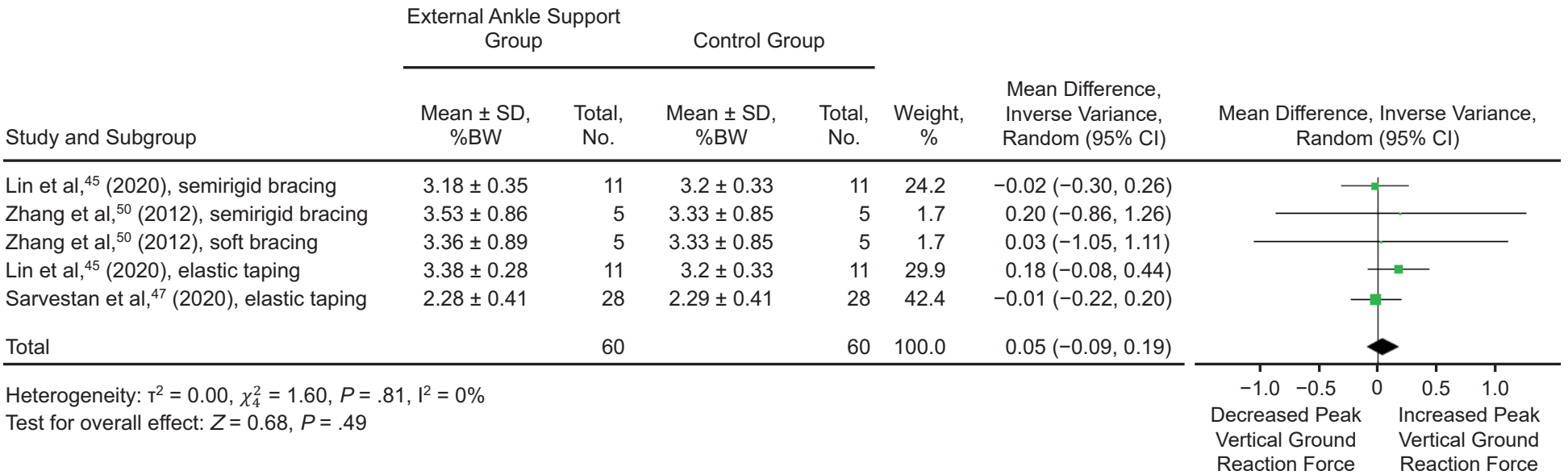
A



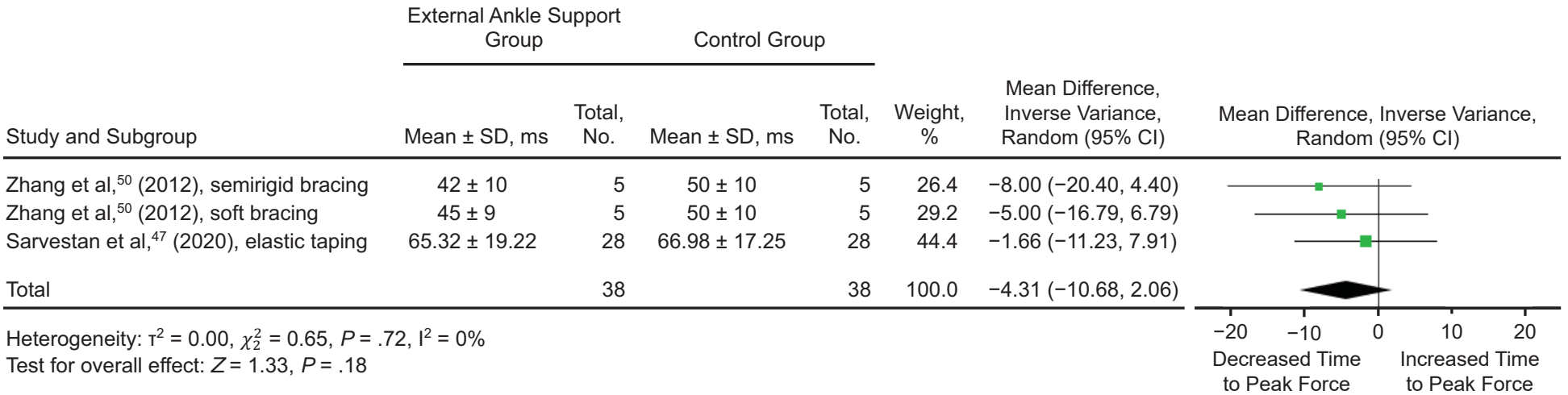
B



C



D



Study and Subgroup	External Ankle Support Group		Control Group		Weight, %	Mean Difference, Inverse Variance, Random (95% CI)
	Mean ± SD, N/ms	Total, No.	Mean ± SD, N/ms	Total, No.		
Lin et al, ⁴⁵ (2020), semirigid bracing	17.9 ± 4.71	11	16.6 ± 2.71	11	28.3	1.30 (-1.91, 4.51)
Lin et al, ⁴⁵ (2020), elastic taping	16.92 ± 2.31	11	16.6 ± 2.71	11	62.1	0.32 (-1.78, 2.42)
Sarvestan et al, ⁴⁷ (2020), elastic taping	37.66 ± 10.44	28	41.11 ± 10.93	28	9.6	-3.45 (-9.05, 2.15)
Total		50		50	100.0	0.23 (-1.52, 1.99)

Heterogeneity: $\tau^2 = 0.13$, $\chi^2_2 = 2.09$, $P = .35$, $I^2 = 4\%$
 Test for overall effect: $Z = 0.26$, $P = .79$

